

Panama City Fire Department



Annual Report
2025



David W. Collier
Fire Chief

Kent Taylor
Assistant Fire Chief

MEMORANDUM

Date: January 9, 2025

From: David W. Collier, Fire Chief
Panama City Fire Department

Subject: 2025 Annual Report Addendum

In July 2025, the Panama City Fire Department (PCFD) transitioned from the National Fire Incident Reporting System (NFIRS) to the National Emergency Response Information System (NERIS). As a result of this mid-year transition, two separate reporting systems were used for calendar year 2025, requiring the annual data to be compiled from both NFIRS and NERIS records.

Despite this change, PCFD recorded a total of **6,502** calls resulting in an 11.15% increase from 2024.

Property and Content Loss / Savings Summary

Pre-Incident Values:

Pre-Incident Property Value: \$92,137,954

Pre-Incident Content Value: \$6,165,100

Total Estimated Pre-Incident Value: \$98,303,054

Losses:

Property Loss: \$15,125,002

Content Loss: \$623,540

Total Estimated Loss Value: \$15,748,542

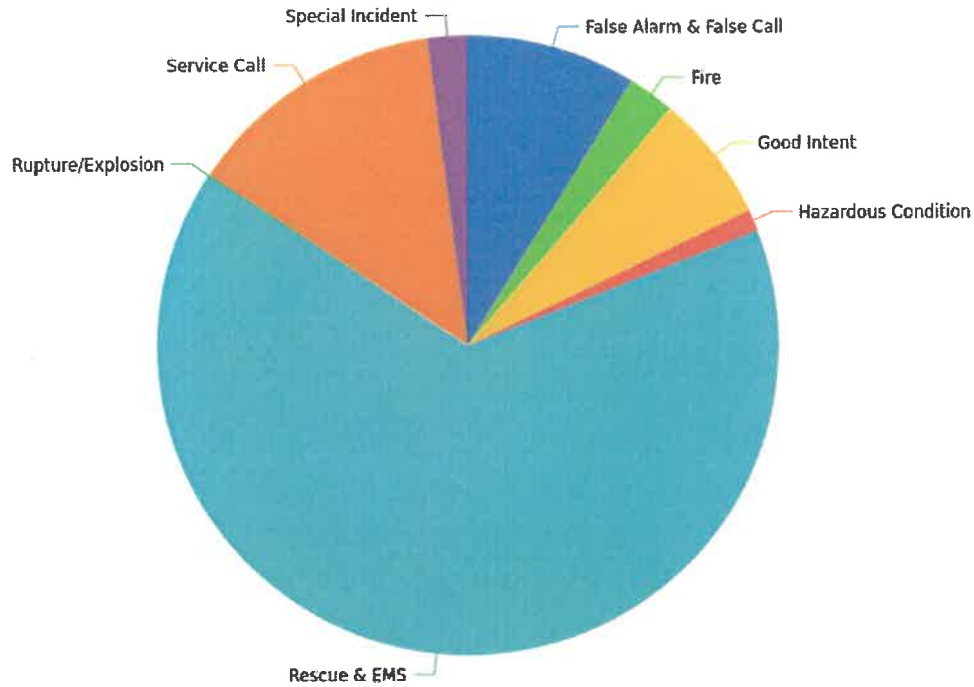
Property and Contents Protected:

Total Property Protected: \$77,012,952

Total Contents Protected: \$5,541,560



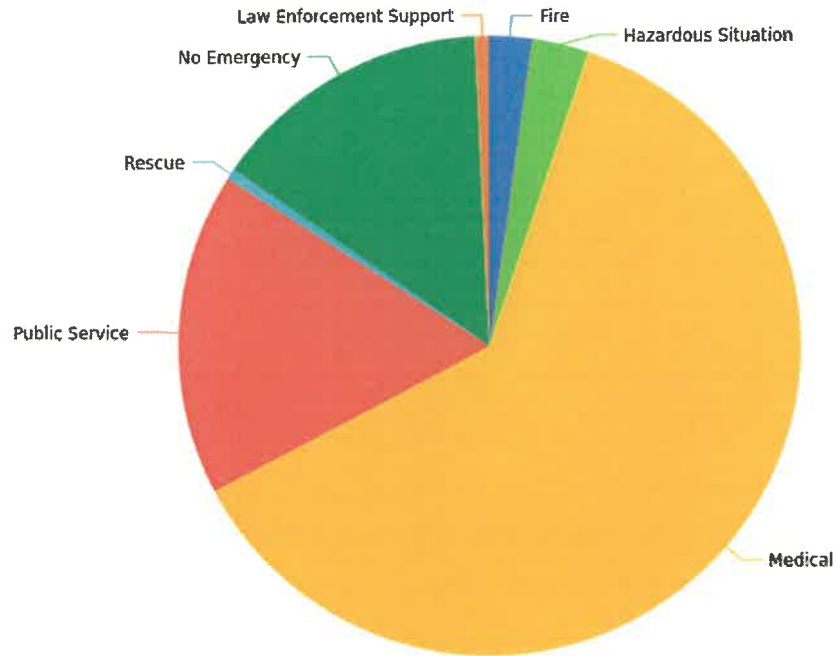
Yearly Incident Type Breakdown (NFIRS) - 2025



INCIDENT TYPE SERIES NAME (NFIRS)	COUNT	PERCENT
False Alarm & False Call	267	8.77%
Fire	75	2.46%
Good Intent	201	6.61%
Hazardous Condition	35	1.15%
Rescue & EMS	1986	65.26%
Rupture/Explosion	3	0.10%
Service Call	413	13.57%
Special Incident	63	2.07%
Total	3043	100.00%



Yearly Incident Type Breakdown - 2025



PRIMARY INCIDENT GROUP	COUNT	PERCENT
Fire	79	2.28%
Hazardous Situation	104	3.00%
Medical	2148	62.01%
Public Service	585	16.89%
Rescue	19	0.55%
No Emergency	505	14.58%
Law Enforcement Support	24	0.69%
Total	3464	100.00%



Yearly Incident Type Summary (NFIRS) - 2025

INCIDENT TYPE (NFIRS)	INCIDENT TYPE
100 - Fire, other	6
111 - Building fire	26
113 - Cooking fire, confined to container	4
117 - Commercial Compactor fire, confined to rubbish	1
118 - Trash or rubbish fire, contained	4
131 - Passenger vehicle fire	6
140 - Natural vegetation fire, other	1
141 - Forest, woods or wildland fire	2
142 - Brush or brush-and-grass mixture fire	11
143 - Grass fire	4
150 - Outside rubbish fire, other	5
151 - Outside rubbish, trash or waste fire	3
154 - Dumpster or other outside trash receptacle fire	1
160 - Special outside fire, other	1
251 - Excessive heat, scorch burns with no ignition	3
300 - Rescue, EMS incident, other	1
311 - Medical assist, assist EMS crew	538
320 - Emergency medical service incident, other	3
321 - EMS call, excluding vehicle accident with injury	1255
322 - Motor vehicle accident with injuries	105
323 - Motor vehicle/pedestrian accident (MV Ped)	9
324 - Motor vehicle accident with no injuries.	63
352 - Extrication of victim(s) from vehicle	2
353 - Removal of victim(s) from stalled elevator	6
357 - Extrication of victim(s) from machinery	1
365 - Watercraft rescue	1
370 - Electrical rescue, other	1
372 - Trapped by power lines	1
411 - Gasoline or other flammable liquid spill	2
412 - Gas leak (natural gas or LPG)	10
424 - Carbon monoxide incident	3

Yearly Incident Type Summary (NFIRS) - 2025

Panama City Fire Department
Address: 600 E Bus Hwy 98, Panama City, FL 32401



INCIDENT TYPE (NFIRS)	INCIDENT TYPE
440 - Electrical wiring/equipment problem, other	9
442 - Overheated motor	3
444 - Power line down	3
445 - Arcing, shorted electrical equipment	5
500 - Service Call, other	23
510 - Person in distress, other	1
512 - Ring or jewelry removal	1
522 - Water or steam leak	1
531 - Smoke or odor removal	3
550 - Public service assistance, other	15
551 - Assist police or other governmental agency	26
552 - Police matter	2
553 - Public service	16
554 - Assist invalid	299
561 - Unauthorized burning	26
600 - Good intent call, other	5
611 - Dispatched & canceled en route	125
621 - Wrong location	2
622 - No incident found on arrival at dispatch address	56
631 - Authorized controlled burning	2
651 - Smoke scare, odor of smoke	9
652 - Steam, vapor, fog or dust thought to be smoke	2
700 - False alarm or false call, other	6
710 - Malicious, mischievous false call, other	3
715 - Local alarm system, malicious false alarm	9
730 - System malfunction, other	1
731 - Sprinkler activation due to malfunction	1
733 - Smoke detector activation due to malfunction	5
734 - Heat detector activation due to malfunction	1
735 - Alarm system sounded due to malfunction	76
736 - CO detector activation due to malfunction	2
740 - Unintentional transmission of alarm, other	13
743 - Smoke detector activation, no fire - unintentional	14

Yearly Incident Type Summary (NFIRS) - 2025

Panama City Fire Department
Address: 600 E Bus Hwy 98, Panama City, FL 32401



INCIDENT TYPE (NFIRS)	INCIDENT TYPE
744 - Detector activation, no fire - unintentional	9
745 - Alarm system activation, no fire - unintentional	126
746 - Carbon monoxide detector activation, no CO	1
900 - Special type of incident, other	2
9000 - Canceled Prior to Dispatch	3
9001 - Canceled Prior to Enroute	14
9002 - Canceled on Scene	44
Total	3043



Yearly Incident Type Count - 2025

PRIMARY INCIDENT TYPE	INCIDENT TYPE
Fire - Outside Fire - Construction Waste	1
Fire - Outside Fire - Other Outside Fire	7
Fire - Outside Fire - Trash / Rubbish Fire	13
Fire - Outside Fire - Vegetation / Grass Fire	15
Fire - Outside Fire - Wildfire - Wildland	3
Fire - Outside Fire - Utility Infrastructure Fire	1
Fire - Outside Fire - Dumpster / Other Outdoor Container Fire	4
Fire - Structure Fire - Structural Involvement	4
Fire - Structure Fire - Room and Contents Fire	7
Fire - Structure Fire - Confined Cooking / Appliance Fire	8
Fire - Transportation Fire - Vehicle Fire - Passenger	13
Fire - Transportation Fire - Vehicle Fire - RV	1
Fire - Transportation Fire - Vehicle Fire - Food Truck	1
Fire - Transportation Fire - Boat / Personal Watercraft / Barge Fire	1
Hazardous Situation - Hazard Non-Chemical - Bomb Threat / Bomb Response / Suspicious Package	1
Hazardous Situation - Hazard Non-Chemical - Electrical Power Line Down / Arching / Malfunction	11
Hazardous Situation - Hazard Non-Chemical - Electrical Hazard / Short Circuit	8
Hazardous Situation - Hazard Non-Chemical - Motor Vehicle Collision	36
Hazardous Situation - Hazardous Materials - Fuel Spill / Fuel Odor	3
Hazardous Situation - Hazardous Materials - Gas Leak / Gas Odor	20
Hazardous Situation - Investigation - Odor	7
Hazardous Situation - Investigation - Smoke Investigation	18
Medical - Illness - Abdominal Pain / Problems	70
Medical - Illness - Allergic Reaction / Stings	9
Medical - Illness - Back Pain (Non-Trauma)	26
Medical - Illness - Breathing Problems	225
Medical - Illness - Cardiac Arrest	36
Medical - Illness - Chest Pain (Non-Trauma)	174
Medical - Illness - Convulsions / Seizures	96

Yearly Incident Type Count - 2025

Panama City Fire Department

Address: 600 E Bus Hwy 98, Panama City, FL 32407



PRIMARY INCIDENT TYPE	INCIDENT TYPE
Medical - Illness - Diabetic Problems	58
Medical - Illness - Headache	4
Medical - Illness - Heart Problems	40
Medical - Illness - Overdose / Poisoning	42
Medical - Illness - Pregnancy / Childbirth	17
Medical - Illness - Psychological Behavior Issues	13
Medical - Illness - Sick Case	178
Medical - Illness - Stroke / CVA	40
Medical - Illness - Unconscious Victim	48
Medical - Illness - Well Person Check	37
Medical - Illness - Altered Mental Status	63
Medical - Illness - Nausea / Vomiting	35
Medical - Illness - Unknown Problem	187
Medical - Illness - No Appropriate Choice	314
Medical - Injury / Trauma - Animal Bites	8
Medical - Injury / Trauma - Assault	7
Medical - Injury / Trauma - Burns / Explosion	3
Medical - Injury / Trauma - Choking	5
Medical - Injury / Trauma - Eye Trauma	2
Medical - Injury / Trauma - Fall	172
Medical - Injury / Trauma - Heat / Cold Exposure	8
Medical - Injury / Trauma - Motor Vehicle Collision	165
Medical - Injury / Trauma - Gunshot Wound	4
Medical - Injury / Trauma - Hemorrhage / Laceration	29
Medical - Injury / Trauma - Stab / Penetrating Trauma	1
Medical - Injury / Trauma - Other Traumatic Injury	15
Medical - Other - Medical Alarm	10
Medical - Other - Standby Request	3
Medical - Other - Transfer / Interfacility	2
Medical - Other - Intercept Other Unit	2
Public Service - Citizen Assist - Person In Distress	4
Public Service - Citizen Assist - Citizen Assist / Service Call	76
Public Service - Citizen Assist - Lift Assist	317

Yearly Incident Type Count - 2025

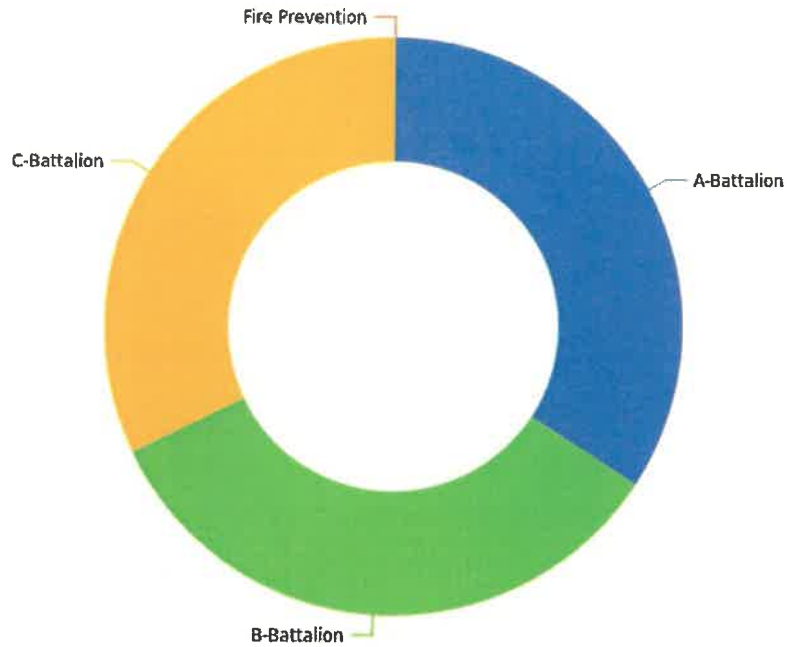
Panama City Fire Department
Address: 600 E Bus Hwy 98, Panama City, FL 32401



PRIMARY INCIDENT TYPE	INCIDENT TYPE
Public Service - Alarms (Non Medical) - Fire / Smoke Alarm	160
Public Service - Alarms (Non Medical) - Gas Alarm	2
Public Service - Alarms (Non Medical) - CO Alarm	9
Public Service - Alarms (Non Medical) - Other Alarm	10
Public Service - Disaster / Weather - Damage Assessment	1
Public Service - Disaster / Weather - Weather Response	2
Public Service - Other - Move-up	1
Public Service - Other - Standby	3
Rescue - Outside - High Angle Rescue	1
Rescue - Structure - Elevator / Escalator Rescue	12
Rescue - Transportation (Land) - Motor Vehicle Collision Extrication / Entrapment	5
Rescue - Water - Person in Water (Standing Water/Lake)	1
No Emergency - False Alarm - Intentional False Alarm	12
No Emergency - False Alarm - Malfunctioning Alarm	82
No Emergency - False Alarm - Accidental Alarm	84
No Emergency - False Alarm - Other False Call	28
No Emergency - Good Intent - No Incident Found Upon Arrival / Location Error	63
No Emergency - Good Intent - Controlled Burning (Authorized)	3
No Emergency - Good Intent - Smoke From Nonhostile Source (Smoke Scare)	18
No Emergency - Good Intent - Investigate Hazardous Release (Nothing Found)	7
No Emergency - Cancelled	208
Law Enforcement Support	24
Total	3464



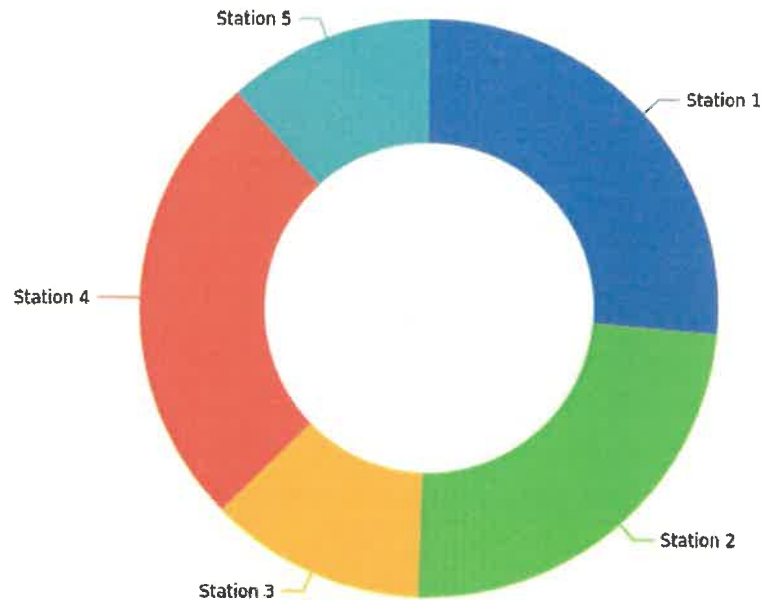
Incident Count by Shift - 2025



SHIFT	INCIDENT COUNT	PERCENT OF TOTAL
A-Battalion	2218	34.11%
B-Battalion	2190	33.68%
C-Battalion	2093	32.19%
Fire Prevention	1	0.02%
Total	6502	100.00%



Incident Count by Station - 2025



FIRE STATION	INCIDENT COUNT	PERCENT OF TOTAL
Station 1	1716	26.39%
Station 2	1563	24.04%
Station 3	795	12.23%
Station 4	1670	25.68%
Station 5	758	11.66%
Total	6502	100.00%



Turnout Time (Emergent Response / Medical Calls) All Shifts - 2025

APPARATUS NAME	TOTAL RESPONSES	AVERAGE TURNOUT TIME	TURNOUT TIME WITHIN 60 SECONDS	90TH %	% WITHIN 60 SECONDS
Battalion 1	31	00:00:13	29	00:00:30	93.55%
Engine 1	564	00:01:02	275	00:00:52	48.76%
Engine 3	323	00:00:58	180	00:00:55	55.73%
Engine 4	470	00:01:05	219	00:00:54	46.60%
Engine 5	292	00:01:17	136	00:00:56	46.58%
Ladder 2	497	00:01:06	220	00:00:54	44.27%
Rescue 2	30	00:00:11	27	00:00:04	90.00%
Tower 1	41	00:01:02	24	00:00:33	58.54%
Total	2139	00:01:03	1089	00:00:54	50.91%



Turnout Time (Emergent Response / Fire Related Calls) All Shifts - 2025

APPARATUS NAME	TOTAL RESPONSES	AVERAGE TURNOUT TIME	TURNOUT TIME WITHIN 80 SECONDS	90TH %	% WITHIN 80 SECONDS
Battalion 1	4	00:01:55	3	00:00:26	75.00%
Engine 1	10	00:01:29	2	00:00:54	20.00%
Engine 3	7	00:01:15	5	00:01:19	71.43%
Engine 4	11	00:01:11	7	00:01:16	63.64%
Engine 5	11	00:01:30	7	00:01:17	63.64%
Ladder 2	13	00:01:52	2	00:00:34	15.38%
Tower 1	1	00:00:55	1	00:00:55	100.00%
Total	57	00:01:30	27	00:01:16	47.37%



Enroute to On-Scene Time (Emergent Response / All Calls) - 2025

APPARATUS NAME	TOTAL RESPONSES	AVERAGE	90TH %	REPONSES WITHIN 4 MINUTES	% WITHIN 4 MINUTES
Battalion 1	106	00:05:28	00:11:09	36	33.96%
Engine 1	1096	00:03:08	00:04:43	863	78.74%
Engine 1 (8114)	73	00:03:07	00:04:33	61	83.56%
Engine 3	608	00:03:47	00:05:31	435	71.55%
Engine 3 (8134)	30	00:02:54	00:05:22	21	70.00%
Engine 4	1192	00:03:37	00:05:37	786	65.94%
Engine 4 (8144)	87	00:04:10	00:07:20	46	52.87%
Engine 5	647	00:04:07	00:06:31	307	47.45%
Engine 5 (8154)	46	00:04:13	00:05:24	16	34.78%
Ladder 2	1059	00:03:26	00:04:52	787	74.32%
Ladder 2 (8122)	62	00:03:09	00:04:36	47	75.81%
Rescue 2	84	00:03:25	00:04:10	62	73.81%
Tower 1	152	00:03:36	00:07:14	65	42.76%
Tower 1 (8112)	30	00:09:29	00:10:50	9	30.00%
Total	4828	00:03:37	00:05:35	3418	70.80%



Property Loss and Contents Loss - 2025 (NFIRS)

PSAP CALL DATE/TIME	111 - BUILDING FIRE	PRE INCIDENT VALUE	PRE INCIDENT CONTENTS	PROPERTY LOSS	CONTENT LOSS	PRE INCIDENT VALUE TOTAL	TOTAL PROPERTY SAVED	TOTAL CONTENTS SAVED
Jan 5, 2025	15	\$65600000.00	\$500000.00	\$14005000.00	\$500000.00	\$66100000.00	\$51595000.00	\$0.00
Jan 10, 2025	2	\$102258.00	\$15000.00	\$20000.00	\$6000.00	\$117258.00	\$82258.00	\$9000.00
Feb 13, 2025	1	\$65000.00	\$10000.00	\$3000.00	\$500.00	\$75000.00	\$62000.00	\$9500.00
Mar 2, 2025	1	\$1400000.00	\$5000000.00	\$1000.00	\$0.00	\$6400000.00	\$1399000.00	\$5000000.00
Mar 22, 2025	2	\$300000.00	\$75000.00	\$70000.00	\$15000.00	\$375000.00	\$230000.00	\$60000.00
Mar 29, 2025	1	\$100000.00	\$50000.00	\$0.00	\$1000.00	\$150000.00	\$100000.00	\$49000.00
Apr 26, 2025	1	\$1000.00	\$0.00	\$1000.00	\$0.00	\$1000.00	\$0.00	\$0.00
May 9, 2025	1	\$182000.00	\$20000.00	\$35000.00	\$3000.00	\$202000.00	\$147000.00	\$17000.00
May 14, 2025	1	\$550000.00	\$4500.00	\$4500.00	\$1400.00	\$554500.00	\$545500.00	\$3100.00
May 22, 2025	1	\$86390.00	\$10000.00	\$1500.00	\$300.00	\$96390.00	\$84890.00	\$9700.00
Total	26	\$68,386,648.00	\$5,684,500.00	\$14,141,000.00	\$527,200.00	\$74,071,148.00	\$54,245,648.00	\$5,157,300.00



Property Loss and Contents Loss - 2025 (NERIS)

PSAP CALL DATE/TIME	FIRE - STRUCTURE FIRE - INVOLVEMENT	FIRE - STRUCTURE FIRE - ROOM AND CONTENTS FIRE	FIRE - STRUCTURE FIRE - CONFINED COOKING / APPLIANCE FIRE	PRE INCIDENT VALUE	PRE INCIDENT CONTENTS	PROPERTY LOSS	CONTENT LOSS	PRE INCIDENT VALUE TOTAL	TOTAL PROPERTY SAVED
Jul 11, 2025		1		\$2186382.00	\$150000.00	\$500.00	\$500.00	\$236382.00	\$2185882.00
Jul 16, 2025	1	1		\$679362.00	\$25000.00	\$679362.00	\$25000.00	\$704362.00	\$0.00
Jul 21, 2025			1	\$134000.00	\$10000.00	\$300.00	\$0.00	\$144000.00	\$133700.00
Jul 29, 2025		1		\$245000.00	\$75000.00	\$7500.00	\$0.00	\$320000.00	\$237500.00
Aug 19, 2025			1	\$6080825.00	\$0.00	\$0.00	\$0.00	\$6080825.00	\$6080825.00
Aug 26, 2025		1		\$175000.00	\$20000.00	\$500.00	\$500.00	\$195000.00	\$174500.00
Aug 28, 2025	1			\$200000.00	\$50000.00	\$2500.00	\$200.00	\$250000.00	\$197500.00
Sep 8, 2025			1	\$0.00	\$0.00	\$0.00	\$0.00	\$0.00	\$0.00
Oct 7, 2025			1	\$59185.00	\$5000.00	\$5000.00	\$5000.00	\$64185.00	\$54185.00
Oct 11, 2025			1	\$110000.00	\$500.00	\$500.00	\$0.00	\$110500.00	\$109500.00
Oct 16, 2025		1		\$250000.00	\$5000.00	\$0.00	\$20.00	\$255000.00	\$250000.00
Nov 5, 2025		1		\$300000.00	\$20000.00	\$0.00	\$1000.00	\$320000.00	\$300000.00
Nov 19, 2025	1			\$154840.00	\$10000.00	\$154840.00	\$10000.00	\$164840.00	\$0.00
Nov 25, 2025			1	\$13000000.00	\$50000.00	\$0.00	\$20.00	\$13050000.00	\$13000000.00
Dec 7, 2025			1	\$0.00	\$100.00	\$0.00	\$100.00	\$100.00	\$0.00
Dec 18, 2025	1			\$53000.00	\$5000.00	\$43000.00	\$4000.00	\$58000.00	\$10000.00
Dec 29, 2025			1	\$33712.00	\$5000.00	\$0.00	\$0.00	\$38712.00	\$33712.00

Property Loss and Contents Loss - 2025 (NERIS)

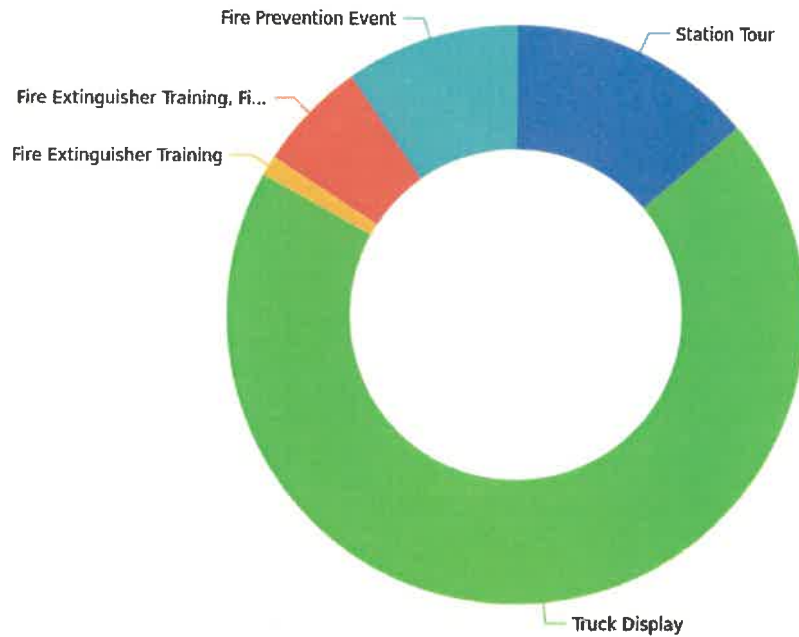
Panama City Fire Department
Address: 600 E Bus Hwy 98, Panama City, FL, 32401



PSAP CALL DATE/TIME	FIRE - STRUCTURE FIRE - STRUCTURAL INVOLVEMENT	FIRE - STRUCTURE FIRE - ROOM AND CONTENTS FIRE	FIRE - STRUCTURE FIRE - CONFINED COOKING / APPLIANCE FIRE	PRE INCIDENT VALUE	PRE INCIDENT CONTENTS	PROPERTY LOSS	CONTENT LOSS	PRE INCIDENT VALUE TOTAL	TOTAL PROPERTY SAVED
Dec 30, 2025		1		\$90000.00	\$50000.00	\$90000.00	\$50000.00	\$140000.00	\$0.00
Total	4	7	8	\$23,751,306.00	\$480,600.00	\$984,002.00	\$96,340.00	\$24,231,906.00	\$22,767,304.00



Fire Prevention Event Hours - 2025



EVENT TYPES	TOTAL HOURS	PERCENT OF TOTAL
{Station Tour}	24.50	13.76%
{Truck Display}	123.25	69.24%
{Fire Extinguisher Training}	2.00	1.12%
{Fire Extinguisher Training,Fire Prevention Event}	11.00	6.18%
{Fire Prevention Event}	17.25	9.69%
Total	178.00	100.00%



Inspection Count and Percent Completed 2025

INSPECTION SCHEDULED DATE / INSPECTION TYPE NAME	SCHEDULED	COMPLETED	PERCENTAGE
2025	2662	2662	100.00%
Special Inspection	6	6	100.00%
Food Truck	24	24	100.00%
Fire & Life Safety Vacant / Inactive Business	169	169	100.00%
Construction - Underground Hydrostatic	2	2	100.00%
Construction - Fire Alarm System Final Acceptance	2	2	100.00%
Construction - Fire Alarm Rough Wire Inspection	1	1	100.00%
Fire & Life Safety Inspection	2458	2458	100.00%
Total	2662	2662	100.00%